
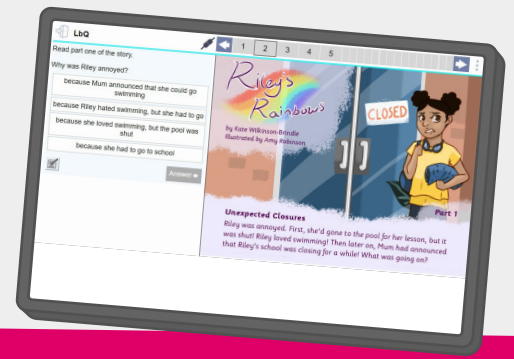


A PARENT'S GUIDE TO LEARNING BY QUESTIONS



Good news! Your school has invested in the award-winning Learning by Questions (LbQ).

But what is LbQ, and how can it help your children?



What is LbQ?

Learning by Questions is a teaching and learning tool filled with Question Sets for maths, English and science. Pupils answer questions on a device, whether that be at home or in the classroom, and the teacher can see how they are doing in real time.

“What I like is that when you get a question wrong a couple of times and you are struggling on it, your teacher knows straight away and they can come and help you.”

Caitlin, aged 10

“I found it really good because I can learn at my own speed and I don't have to wait for others and others don't have to wait for me, so I feel OK going at my own pace.”

Jack, aged 12

How does it help your child?

Immediate and constructive feedback

Every time your child answers a question they are given immediate and constructive feedback, which means you don't have to remember those tricky percentages and decimals!

No learner left behind

As children progress through activities, LbQ tailors questions at a pace suited to them. No one gets left behind and everyone works at the speed and challenge that's right for them.

How does LbQ help your teacher?

Teachers can see who needs help and why, and focus their efforts on the areas that need the most attention. Our automatic marking feature frees up bags of teaching and planning time so they can continue to do what they do best: teach your children!

Impact!

LbQ has been proven to improve exam results and boost pupil confidence. Just take a look at our impact on **Masefield Primary School in Bolton** to see the effect that we can have on pupils and teachers.



“LbQ has been a life-saver during lockdown. The children have been engaged every single day.”

Chantal Marsh/Janet Gay, Year 6 Teachers,
St Joseph's Primary School, Bristol

LbQ Remote Learning

Using LbQ remotely couldn't be easier

Our digital resources mean that there is no printing out worksheets or marking work yourself.

LbQ eases the burden of remote learning

Helpful feedback is delivered automatically and the teacher can see who needs extra attention.



LbQ: Making the most out of every lesson!



How does my child login to a school LbQ lesson?

There are two ways, use a web browser to login at lbq.org/task or you can download and install the free LbQ Tasks App from:



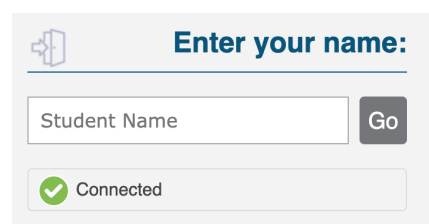
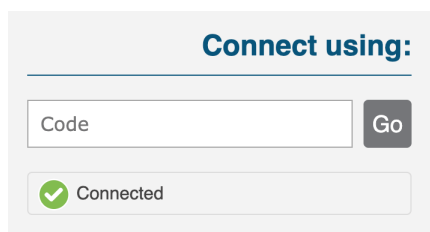
Alternatively you can search for 'LbQ Tasks' in your iPad App Store or Android tablet Play Store.

There is no advertising or in-app purchasing within the LbQ app.

How to connect from home

Your child's school uses Learning by Questions (LbQ), which is a great way to learn by answering questions and then instantly receiving helpful feedback after every answer to guide learning and build confidence.

If your child has received a 4-character session code from their school, they will need to use an internet connected device to log in to the activity on the same day. The code will no longer work on the following day and the school will provide new codes for each day.



The teacher can set up to three Question Sets at any time and can see immediately when answers are entered.

How to switch from one Question Set to another when connected?



Click on the exit door icon on the top corner of the screen, this will take you to a list of one or more tasks that have been set up by the teacher.

Logging out

If you log out, you can log back in again during the session. Please input exactly the same name each time. Please exit the lesson session after you have finished each day by clicking on the exit door symbol.

